




# Syariah Court Quick Guide for Inheritance Certificate Application Processes

**SYC**





# Contents (click on the page numbers to go to the section)



## I am checking who can share in the estate of the Deceased

Inheritance Online Trial Calculator

[Page 3](#)



## I am managing my account & applications

Update Particulars

[Page 23](#)

Check Notifications

[Page 24](#)

View Pending Tasks/What I Need To Do

[Page 25](#)

View Draft Applications

[Page 26](#)



## I am applying for Inheritance Certificate

Login to e-Services portal

[Page 4](#)

Search for Inheritance Certificate

[Page 5](#)

New Inheritance Certificate - *Applicant*

[Page 6-9](#)

New Inheritance Certificate - *Lawyer/MUIS/Authority*

[Page 10-11](#)

Re-apply for Inheritance Certificate  
(*New set of facts*)

[Page 12](#)

Extract of Inheritance Certificate

[Page 13-14](#)

Revision of Inheritance Certificate  
(*On death of beneficiary before final distribution of estate*)

[Page 15-17](#)

Statutory Declaration

[Page 18-19](#)


Payment for Inheritance Certificate

[Page 20-21](#)

Download Inheritance Certificate

[Page 22](#)

# Inheritance Online Trial Calculator



[Return to Contents](#)

- 1 On the Syariah Court website, click on **Inheritance** on the menu bar and select **Online Trial Inheritance Calculator**
- 2 Fill in **particulars** of the Deceased
- 3 Click on the **'-'** or **'+'** buttons to indicate the number of each type of potential beneficiary  
*For more details on family relationships, click on **Family Relationship Chart***
- 4 Click on **Calculate**
- 5 View the **results table** to view the beneficiaries and the distribution of shares
- 6 Click on **Save as PDF** to keep a copy of the results

**1a** Inheritance menu

**1b** Online Trial Inheritance Calculator

## Online Trial Inheritance Calculator

Overview

Process

Online Trial Inheritance Calculator

Fees

**2**

**Step 1**

Particulars of the Deceased or person whose property is to be distributed:

Name (Optional)  
Enter Name

Gender: Select      Mazhab/ School of Muslim Law: Select

**3a**

**Step 2**

Potential Beneficiaries: [Family Relationship Chart](#)

Potential Male Beneficiaries:

Son	- 0 +	Nephew Brother's Son	- 0 +
Son's Son	- 0 +	Consanguine Nephew Half brother (same father's son)	- 0 +
Father	- 0 +	Uncle Father's Brother	- 0 +

**3b**

Father's Father	- 0 +	Consanguine Uncle Half uncle (same grandfather)	- 0 +
Brother	- 0 +	Male Cousin	- 0 +
Consanguine Brother Half brother (same father)	- 0 +	Consanguine Nephew Half nephew (same grandfather)	- 0 +
Uterine Brother Half brother (same mother)	- 0 +		

Potential Female Beneficiaries:

Daughter	- 0 +	Sister	
Mother	- 0 +	Consanguine Niece Half sister (same father)	
Son's Daughter	- 0 +	Uterine Sister Half sister (same mother)	
Father's Mother	- 0 +		
Mother's Mother	- 0 +		

**4** Calculate

**5**

Particulars of the Deceased or person whose property is to be distributed:

Full Name (As per NRIC)

Gender: Male      Mazhab/ School of Muslim Law: Hambali

The estate of the person shall be divided into 1 (one) shares as follows:

Beneficiary	Distribution Rule(s)	Shares
Son 1	Asobah	1
<b>Total</b>		<b>1</b>

Please refer to the [Glossary \(PDF:92kb\)](#) for the meaning of the distribution rules appearing in the results from the Online Trial Inheritance Calculator

The following family members are not entitled to any share of the deceased person's estate due to the existence of family members who are more closely related to the deceased or because nothing is left of the estate after it has been distributed among close relatives of the deceased:

Non-Beneficiary

**6** Back to Calculator      Save as PDF

# Login to e-Services Portal



[Return to Contents](#)

Login to the SYC Portal is required to perform Inheritance Certificate e-Services.

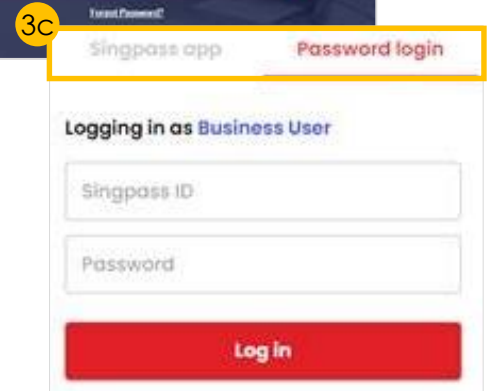
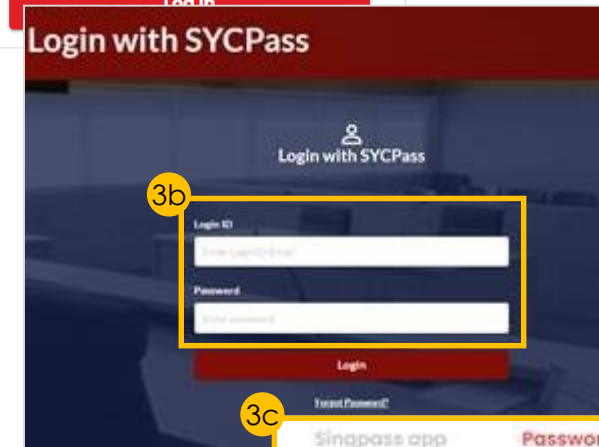
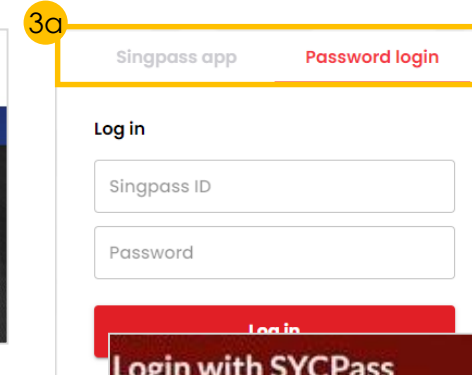
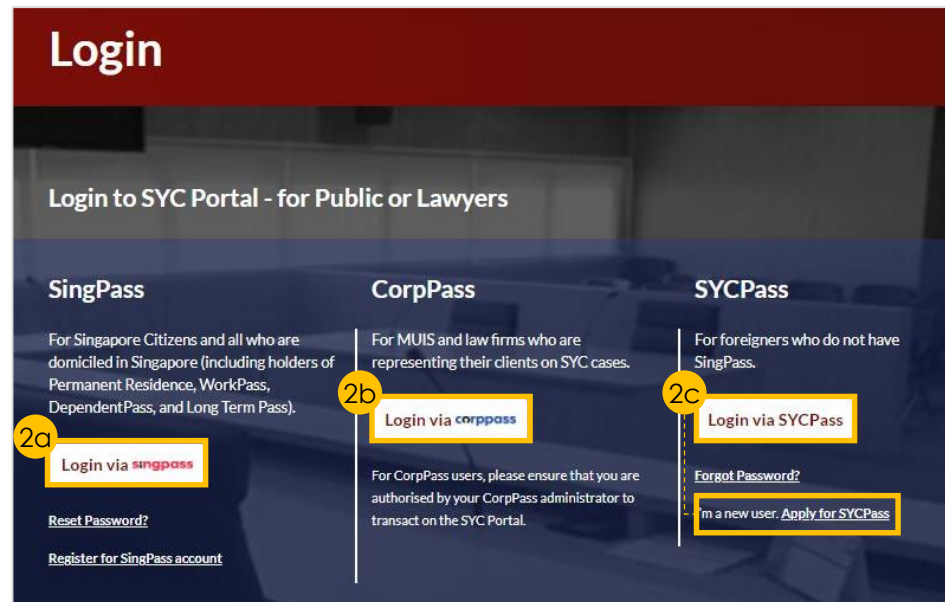
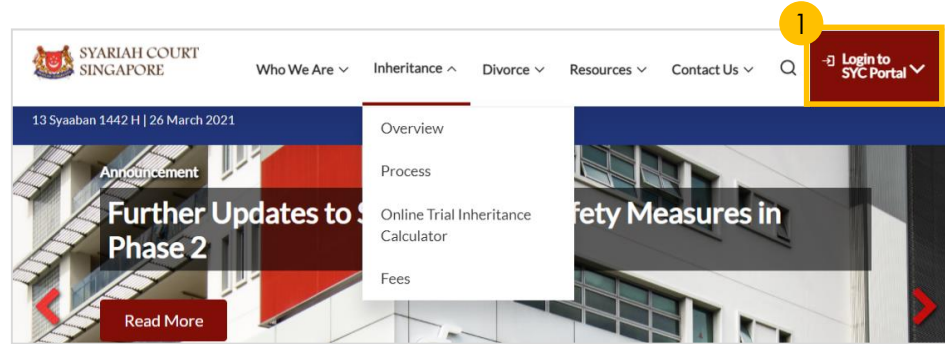
1 On the Syariah Court website, click on **Login to SYC Portal**

2 To **login** into the SYC Portal, use one of the following:

- a) **SingPass**: for Singaporeans, Permanent Residents and other individuals with SingPass
- b) **CorpPass**: for Corporate users (e.g. Legal advisors, Lawyers)
- c) **SYCPass**: for Foreign Nationals. Click on **Apply for SYCPass** if you are a new user

3 Enter your credentials for validation with one of the following:

- a) **SingPass**: Login via **SingPass Mobile** or with your **SingPass ID and Password**
- b) **CorpPass**: Login as a **Business User** with your **SingPass ID**
- c) **SYCPass**: Login with your **SYCPass Login ID and Password**



# Search for Inheritance Certificate



[Return to Contents](#)

For New Applications/Re-applications/ Extracts, you will need to conduct a Search for Inheritance Certificate first.

- 1 Select the **Inheritance** tab on your Dashboard
- 2 Click on **Create New Application**
- 3 Fill in the **Deceased's NRIC/ID No. or Inheritance Certificate Number** to search for any existing Inheritance Certificates
- 4 Fill in **required fields** based on search selection
- 5 Click on **Search** to view search results

## DASHBOARD

Assalamualaikum!

Welcome Abdul Hassan, [Update My Particulars](#)

This is your personalised portal where you can view your transactions, correspondence, and details with Syariah Court.

What I need to do... - 0 items

Category	Case/ Appointments/ Tasks	Case ID	Status	Date
You have no case/appointment in the records				

Notes: Drafts that are stored for more than 6 months will be automatically de-activated. All edits previously made to the drafts will not be retained. Therefore please submit the case forms as soon as possible.

Divorce **1** Inheritance Others

Ongoing Application **2** Create New Application

Completed Application

Case/ Appointments/ Tasks	Case ID	Status	Date	Remarks
---------------------------	---------	--------	------	---------

Search for Inheritance Certificate via  
Pencarian Sijil Warisan melalui

ID No.  Inheritance Certificate Number

Deceased ID Type  
Jenis Kad Pengenalan

ID No.  
No Kad Pengenalan

**4** Please Select..  **5** Search

# New Inheritance Certificate - Applicant

(1 of 4)

SYC



[Return to Contents](#)

Follow steps 1 to 5 of ['Search for Inheritance Certificate'](#)

- 6 Click on **Apply for Inheritance Certificate**
- 7 Read through **Important Notes**
- 8 Read though all documents and **tick the two checkboxes**
- 9 Click on **Agree and Proceed**  
*If you are a Lawyer/MUIS officer/Authority officer, [click here](#) to view your specific steps*
- 10 Fill in **particulars** of the Deceased
- 11 Click **Choose File** to upload the Deceased's Death Certificate  
*The Deceased's Death Certificate is a **mandatory supporting document**. Please attach all necessary documents to avoid delay in processing.*
- 12 Click on **Next** to proceed to **Section B (Applicant)**

There is no Inheritance Certificate under this NRIC/ID No.

You can do the following:

6 **Apply for Inheritance Certificate**

Description	Document Required
For an applicant who intends to apply for an inheritance certificate.	Death Certificate of the Deceased NRIC or Passport No. of the applicant and beneficiaries

Estimated time required to complete the form: 20 min

INHERITANCE E-SERVICES / APPLICATION FOR INHERITANCE CERTIFICATE

## Application for Inheritance Certificate

7 **Important Notes**

- This service will take you approximately 20 minutes to complete.
- Please note that the Inheritance Certificate is required for any proceedings relating to the administration or distribution of the estate of a deceased person whose estate is to be distributed according to the Muslim Law.
- Your will need to be at least 18 years old to apply for an inheritance certificate.
- Please ensure you have the following documents:
  - The Death Certificate of the Deceased
  - The NRIC or Passport No. of the applicant and beneficiaries
- Your application will be processed within X working days.

8  I have read and agreed to the [Privacy Statement](#) and [Terms of Use](#).  
 I have read and understood the [FAQ on Faraid](#) and [Faraidh - The Islamic Law of Inheritance](#) (English - PDF; 7.37Mb)

9 **Back to Dashboard** **Agree and Proceed**

A. Deceased Person 1  
B. Applicant 1  
C. Potential Beneficiaries 10

10 **Full Name (as in Death Certificate)**  
Nama Penuh (seperti di Sijil Kematian)  
Enter Text

**Full Name to be Printed on Inheritance Certificate**  
Nama Penuh untuk dicetak di Sijil Waisan  
Enter Text

ID Type: Jenis Kad Pengenalan  
Please Select.

ID No.: No Kad Pengenalan.  
Enter Text

Citizenship: Kerakyatan  
Please Select.

Nationality: Kewargangsaan  
Please Select.

Date of Death: Tarikh kematian si mati  
mm

Gender: Jantina  
Please Select.

Mazhab / School of Muslim Law: Mazhab  
Please Select.

11 **Choose File**

12 **Next: B. Applicant**

Save as Draft Preview

# New Inheritance Certificate - Applicant

(2 of 4)

SYC



[Return to Contents](#)

13 Fill in all **Applicant details**

14 Click **Choose File** to attach mandatory supporting documents for proof of relationship:

Relationship <i>(View Family Relationship Chart)</i>	Supporting Documents
• Husband/Wife	• Marriage Certificate
• Son/Daughter	• Birth Certificate of Applicant
• Father/Mother	• Birth Certificate of Deceased
• Brother/Sister	• Birth Certificate of Applicant
• Consanguine Brother/Sister	• Birth Certificate of Applicant
• Uterine Brother/Sister	• Parent's Marriage Cert
• Son's Son/Daughter	• Birth Certificate of Applicant • Death Certificate of Applicant's Parent
• Father's Father/Mother	• Birth Certificate of Deceased
• Mother's Mother	• Death Certificate of Applicant's Parent
• Uncle	• Birth Certificate of Applicant
• Consanguine Uncle	• Death Certificate of Deceased's Father
• Nephew	• Birth Certificate of Applicant
• Consanguine Nephew	• Death Certificate of Deceased's Father • Birth Certificate of Deceased
• Male Cousin	• Birth Certificate of Applicant
• Consanguine Male Cousin	• Birth Certificate of Applicant's Father • Death Certificate of Deceased's Father • Birth Certificate of Deceased

15 Click on **Next** to proceed to **Section C (Potential Beneficiaries)**

# New Inheritance Certificate - Applicant

(3 of 4)

SYC



[Return to Contents](#)

- 16 Click on **Add Potential Beneficiary**
- 17 Fill in required **Potential Beneficiary details**
- 18 Click on **Save**
- 19 To edit or delete an existing Beneficiary, click on the **Options icon** (the 3 dots)
- 20 Click on **Preview** after completing all fields

A. Deceased Person

B. Applicant

C. Potential Beneficiaries

Complete  Incomplete

- All fields are mandatory unless otherwise stated.  
- You can save the form as draft copy for future completion  
- [Inheritance User Guide: \\*placeholder\(PDF,XXB\)](#)

Please add Potential Beneficiaries in the following table: [Family Relationship Chart](#)

S/N	Relationship with Deceased	Full Name	ID Type	NRIC/ID No.
-----	----------------------------	-----------	---------	-------------

To add the list of potential beneficiaries, please click on "Add Potential Beneficiary"

**Add Potential Beneficiary**

Previous: [B. Applicant](#)

**Add Potential Beneficiary**

17 Relationship with Deceased  
Hubungan dengan si mati

Full Name (as per ID No.)   
Nama Penuh (seperti di Kad Pengenalan)

Full Name to be Printed on Inheritance Certificate  
Nama Penuh untuk dicetak di Sijil Warisan

ID Type   
Jenis ID

ID No.   
No. Kad Pengenalan.

18

C. Potential Beneficiaries

Complete  Incomplete

Please add Potential Beneficiaries in the following table: [Family Relationship Chart](#)

S/N	Relationship with Deceased	Full Name	ID Type	NRIC/ID No.
1	Son	<a href="#">JUNAID RAZAQ</a>	SG PINK	S123456789 <input type="button" value="Options"/>
2	Daughter	<a href="#">FARISA FATEHI</a>	SG PINK	<input type="button" value="Edit"/> <input type="button" value="Delete"/>
3	Son	<a href="#">ABDUL RAZAQ</a>	SG PINK	S1234567H :
4	Son	<a href="#">YOUSUF AMAR</a>	SG PINK	S1234578T :
5	Daughter	<a href="#">AISHAH AHMAD</a>	SG PINK	G1234567T :
6	Daughter	<a href="#">NORIYA ANWAR</a>	SG PINK	T1234567Y :
7	Son	<a href="#">ABBAS SAMAR KHAN</a>	SG PINK	S1234567Y :
8	Daughter	<a href="#">MASITA OAMAR UZMAN</a>	SG BLUE	S1234567K :

Previous: [B. Applicant](#)



# New Inheritance Certificate - Applicant

(4 of 4)

SYC



[Return to Contents](#)

- 21 **Verify** all Potential Beneficiary details are accurate on Preview page
- 22 Click on **Submit**
- 23 Read declaration and **tick the checkbox**
- 24 Click on **Agree and Proceed**
- 25 **Inheritance Application submission screen** will display:
  - Status of application
  - Your Case ID
  - Submission Date
  - Your registered email address to which a copy of your submission will be sent
- 26 To download a PDF copy of your submission, click on **Save as PDF**
- 27 Your **application status** will be displayed on your Dashboard

Next steps:

- [‘Statutory Declaration’](#) - (Applicant/Lawyer only)
- [‘Payment for Inheritance Certificate’](#)

21

**Potential Beneficiary #1**

Relationship with Deceased  
Hubungan dengan si mati  
Brother

Full Name (as per ID No.)  
Nama Penuh (seperti di Kad Pengenalan)  
PUTRA JAMAL BIN DANISH

Full Name to be Printed on Inheritance Certificate  
Nama Penuh untuk dicetak di Sijil Warisan  
PUTRA JAMAL BIN DANISH

ID Type  
Jenis ID  
SG PINK

ID No.  
No. Kad Pengenalan.  
S1234567Y

Potential Female Beneficiaries (Total 1)

**Potential Beneficiary #1**

Relationship with Deceased  
Hubungan dengan si mati  
Daughter

Full Name (as per ID No.)  
Nama Penuh (seperti di Kad Pengenalan)  
NOORIYA SIDDIQUI

Full Name to be Printed on Inheritance Certificate  
Nama Penuh untuk dicetak di Sijil Warisan  
NOORIYA SIDDIQUI

ID Type  
Jenis ID  
SG PINK

ID No.  
No. Kad Pengenalan.  
S1234565U

22

Back to Edit Submit

Status: Draft

1 Apply for Inheritance Certificate 2 Preview 3 Declare & Submit 4 Complete

23  Please note that you will be required to affirm a Statutory Declaration on the contents of this application. Further instructions will be provided after your documents are verified

24

Back to Preview Agree and Proceed

25a Status: Pending Approval

1 Apply for Inheritance Certificate 2 Preview 3 Declare & Submit 4 Complete

Submitted!

25b Your Case ID: I-20201212-0001  
Submission Date: 12/12/2020 14:20  
An acknowledgement with a copy of your submission has been sent to: sample123@emailaddress.com

26


Save as PDF Back to Dashboard

27

Cases/ Appointments / Tasks	Case ID	Status	Date	Remarks
Application for Inheritance Certificate	<a href="#">I-20201212-0001</a>	Pending Approval	12/12/2020 14:20	

# New Inheritance Certificate – *Lawyer/MUIS/Authority* (1 of 2)

SYC



[Return to Contents](#)

Follow steps 1 to 9 of '[New Inheritance Certificate - Applicant](#)'

- 10 Select either **Lawyer, MUIS** or **Authority** in the drop-down menu
- 11 Fill in **Officer's** or **Lawyer's Details**
- 12 Click on **Choose File** to upload **Letter of Appointment** or **Letter of Authorisation**
- 13 Fill in **Office** or **Law Firm** or **Authority Details**
- 14 Click on **Next** to proceed to **Section B (Deceased Person)**

1 Apply for Inheritance Certificate 2 Preview 3 Complete

A. Lawyer/MUIS/ Authority 1

B. Deceased Person 1

C. Applicant 2

D. Potential Beneficiaries 1

- All fields are mandatory unless otherwise stated.  
- You can save the form as draft copy for future completion  
- [Inheritance User Guide \\*placeholder](#) (PDF:XXB)

Complete 1 Incomplete

Select Category  
Pilih Kategori

Authority 10

If you are a Law Firm acting on behalf of MUIS, please select Lawyer as the category.  
 I am authorised by the Authority to make this application.

11 Officer's Details

Officer's Full Name (as per NRIC/ID)  
Nama Penuh Pegawai (seperti di Kad Pengenalan)

Enter Text

Officer's Email Address  
Alamat Emel Pegawai

Enter Text

Please upload the Letter of Authorisation

Drag and drop your document here 12 Choose File

Up to a maximum file size of 10MB. File type must be .pdf, .jpeg, .jpg, .png, .doc, .docx. Filename cannot contain invalid characters # % & \* : < > ? / { }.

13 Authority Details

Name of Authority  
Nama pihak berkuasa

Enter Text

UEN  
No. UEN

Enter Text

Authority Office Address

Postal Code  
Poskod

Enter Text Retrieve Address

Blk./House No.  
No. Blok

Level No.  
No. Aras

Unit No.  
No. Unit

Enter Text Enter Text Enter Text

Street Name  
Nama Jalan

Enter Text

Building Name (Optional)  
Nama Bangunan (Jika ada)

Enter Text

14 Next: B. Deceased Person >

Save as Draft Preview

# New Inheritance Certificate – *Lawyer/MUIS/Authority* (2 of 2)

SYC



[Return to Contents](#)

15 Fill in **particulars** of the Deceased

16 Upload **Choose File** to upload the Deceased's Death Certificate

17 (For Lawyer/MUIS only) Click on **Next** to proceed to **Section C (Applicant)**

18 Fill in **Applicant's Details**  
*Lawyers will have to upload supporting documents such as **Marriage Certificate** and **Proof of Identification***

19 Click on **Next** to proceed to **Section D (Potential Beneficiaries)**

Follow steps 16 to 27 of '[New Inheritance Certificate - Applicant](#)'

Next steps:

- '[Statutory Declaration](#)' - (Applicant/Lawyer only)
- '[Payment for Inheritance Certificate](#)'

1 Apply for Inheritance Certificate 2 Preview 3 Declare & Submit 4 Complete

A. Lawyer/ MUIS/ Authority Complete

B. Deceased Person Incomplete

C. Applicant Incomplete

D. Potential Beneficiaries Incomplete

Full Name (as in Death Certificate)

Full Name to be Printed on Inheritance Certificate

ID Type

ID No.

Citizenship

Nationality

Date of Death

Gender

Mazhab / School of Muslim Law

Please upload the Deceased's Death Certificate

16 Choose File

17 Next: C. Applicant

Previous: A.Lawyer/ MUIS/ Authority

A. Lawyer/ MUIS/ Authority Complete

B. Deceased Person Incomplete

C. Applicant Incomplete

D. Potential Beneficiaries Incomplete

Full Name (as per ID No.)

Full Name to be Printed on Inheritance Certificate

Applicant

UEN

18

19 Next: D. Potential Beneficiaries

Previous: B. Deceased Person

# Re-apply for Inheritance Certificate (*New set of facts*)



[Return to Contents](#)

Follow steps 1 to 6 of '[Search for Inheritance Certificate](#)'

- 7 Select the **Inheritance Certificate**
- 8 Click on **Preview**
- 9 Click on **Apply for Inheritance Certificate** drop-down bar
- 10 Click on **Apply for Inheritance Certificate** link
- 11 Click on **Continue to Apply for Inheritance Certificate**
- 12 Read through **Important Notes**
- 13 Read though all documents and **tick the two checkboxes**
- 14 Click on **Agree and Proceed**
- 15 Fill in **Reason for new application**
- 16 Click on **Next** to proceed to **Section B (Deceased Person)**

There is an Inheritance Certificate under this NRIC/ID No.

Please select the Inheritance Certificate that you would like to preview:

1 Search Results "Deceased NRIC/ID No.S1234567T"

Inheritance Certificate Number	Date of Issuance
123456	07/04/2021

Cancel Preview

With this inheritance certificate, you can:

- Apply for Inheritance Certificate
- Apply for Inheritance Certificate

Description	Documents Required
For an applicant who intends to apply for an inheritance certificate.	Death Certificate of the Deceased NRIC or Passport No. of the applicant and beneficiaries

Estimated time required to complete the form: 20 min

- Apply for Extract of Inheritance Certificate
- Apply for Revision of Inheritance Certificate

You are about to apply for a new inheritance certificate for the same deceased with different set of facts. If one of the beneficiaries in the original inheritance certificate is now deceased all other facts are same, please apply for [Revision of Inheritance Certificate](#).

Cancel Continue to Apply for Inheritance Certificate

### Important Notes

- This service will take you approximately 20 minutes to complete.
- Please note that the Inheritance Certificate is required for any proceedings relating to the administration or distribution of the estate of a deceased person whose estate is to be distributed according to the Muslim Law.
- Your will need to be at least 18 years old to apply for an inheritance certificate.
- Please ensure you have the following documents:
  - The Death Certificate of the Deceased
  - The NRIC or Passport No. of the applicant and beneficiaries
- Your application will be processed within X working days.

I have read and agreed to the [Privacy Statement](#) and [Terms of Use](#).

I have read and understood the [FAQ on Faraid](#) and [Faraidh - The Islamic Law of Inheritance](#) (English - PDF, 7.37Mb)

Back to Dashboard Agree and Proceed

1 Apply for Inheritance Certificate 2 Preview 3 Declare & Submit 4 Complete

**A. Reason for New Application**

- All fields are mandatory unless otherwise stated.
- You can save the form as draft copy for future completion.
- [Inheritance User Guide](#) placeholder (PDF, X0kb)

Complete  Incomplete

**C. Applicant**

Reason for new application

Enter here...

0/2000

Save as Draft Preview

16 NEXT B. Deceased Person

Follow steps 10 to 27 of '[New Inheritance Certificate - Applicant](#)'

# Extract of Inheritance Certificate

(1 of 2)

SYC



[Return to Contents](#)

Follow steps 1 to 5 of '[Search for Inheritance Certificate](#)'

- 6 Select the **Inheritance Certificate**
- 7 Click on **Preview**
- 8 Click on **Apply for Extract of Inheritance Certificate** drop-down bar
- 9 Click on **Extract of Inheritance Certificate** link
- 10 Read through **Important Notes**
- 11 Read though all documents and **tick the checkbox**
- 12 Click on **Agree and Proceed**
- 13 Fill in **Reason for extraction**
- 14 Click on **Next** to proceed to **Section B (Deceased Person)**

There is an Inheritance Certificate under this NRIC/ID No.  
Please select the Inheritance Certificate that you would like to preview:

1 Search Results "Deceased NRIC/ID No.:S1234567T"

Inheritance Certificate Number	Date of Issuance
123456	07/04/2021

With this inheritance certificate, you can:

- Apply for Extract of Inheritance Certificate
- Extract of Inheritance Certificate**
- Apply for Revision of Inheritance Certificate

Description	Documents Required
For an applicant who intends to extract a copy of inheritance certificate.	Death Certificate of the Deceased Inheritance Certificate Number

Estimated time required to complete the form: 20 min

**Important Notes**

- Please ensure that there is an existing record for the Inheritance Certificate that you are now applying for.
- Otherwise, please use the [Apply for Inheritance Certificate](#) e-Service to apply for the certificate. Only certificates applied for in 2001 onwards are archived by this system.
- Users are advised to use the NRIC or Passport No. of the deceased as the Search Key to obtain optimum result.
- This form may take you 20 minutes to fill in.
- You will need the following information to fill in the form:
  - The Death Certificate of the Deceased
  - The NRIC or Passport No. of the applicant and beneficiaries.

I have read and agreed to the [Privacy Statement](#) and [Terms of Use](#)

1 Apply to Extract Inheritance Certificate — 2 Preview — 3 Make Payment — 4 Complete

**A. Reason for Extraction**

- All fields are mandatory unless otherwise stated.
- You can save the form as draft copy for future completion.
- [Inheritance User Guide](#) \*placeholder (PDF, 100kb)

Complete  Incomplete

**C. Applicant**

Reason for extraction

Enter here...

0/2000

**B. Deceased Person**

# Extract of Inheritance Certificate

(2 of 2)

SYC



[Return to Contents](#)

15 **Verify** Deceased Person's details

16 Click on **Next** to proceed to **Section C (Applicant)**

17 Fill in **Applicant's details**

18 Click on **Preview**

*Preview will be enabled when all mandatory fields are completed*

19 Verify information in **Sections A, B and C**

20 Click on **Make Payment**

Follow steps 5 to 8 of '[Payment for Inheritance Certificate](#)'

1 Apply for Extract of Inheritance Certificate 2 Preview 3 Declare & Submit 4 Complete

A. Reason for Extraction  - All fields are mandatory unless otherwise stated.  
- You can save the form as draft copy for future completion  
- [Inheritance User Guide](#) \*placeholder (PDF,XXB)

B. Deceased Person

C. Applicant  Complete 1 Incomplete

Full Name (as in Death Certificate)  
Nama Penuh (seperti di Sijil Kematian)  
ABBAS SAMEER KHAN

Full Name to be Printed on Inheritance Certificate  
Nama Penuh untuk dicetak di Sijil Warisan  
ABBAS SAMEER KHAN

ID Type Jenis Kad Pengenalan SG PINK	ID No. No Kad Pengenalan S1234567T
Citizenship Kerakyatan Singapore Citizen	Nationality Kewarganegaraan SINGAPORE CITIZEN
Date of Death Tarikh kematian si mati 24/01/1990	Gender Jantina Male

Mazhab / School of Muslim Law  
Mazhab  
Shafee

[2.0ns](#)

File Description  
Death Certificate

15

16

Previous: A. Reason for Extraction Next: C. Applicant

Complete 1 Incomplete

C. Applicant 1

Full Name (as per ID No.)  
Nama Penuh (seperti di Kad Pengenalan)

Full Name to be Printed on Inheritance Certificate  
Nama Penuh untuk dicetak di Sijil Warisan

Relationship with Deceased  
Hubungan dengan si mati  
Please Select.

Date of Birth  
Tarikh Lahir

ID Type  
Jenis ID

Residential Address

Location  
Lokasi  
 Local  Overseas

Postal Code  
Poskod

Blk./House No.  
No. Blok/No. Rumah

Level No.  
No. Aras

Street Name  
Nama Jalan

Building Name (Optional)  
Nama Bangunan (Jika ada)

Contact Details

Handphone  
Telefon bimbit  
Singapore(+65) :

Email Address  
Alamat emel

17

18

19

20

Apply for Extract of Inheritance Certificate 2 Preview 3 Declare & Submit 4 Complete

Status: Draft

Before submission, please verify all the details in the completed form are accurate.

A. Reason for Extraction   
B. Deceased Person   
C. Applicant

Reason For Extraction  
Reason For Extraction  
For User Guides

Next: B. Deceased Person

Back to Edit Make Payment

Previous: B. Deceased Person Save as Draft Preview

# Revision of Inheritance Certificate

(On death of beneficiary before final distribution of estate) (1 of 3)

SYC



[Return to Contents](#)

Follow steps 1 to 5 of '[Search for Inheritance Certificate](#)'

6 Select the **Inheritance Certificate**

7 Click on **Preview**

8 Click on **Apply for Revision of Inheritance Certificate** drop-down bar

9 Click on **Revision of Inheritance Certificate** link

10 Read through **Important Notes**

11 Read though all documents and **tick the two checkboxes**

12 Click on **Agree and Proceed**


13 Fill in **Reason for new application**

14 Click on **Next** to proceed to **Section B (Deceased Person)**

There is an Inheritance Certificate under this NRIC/ID No.

Please select the Inheritance Certificate that you would like to preview:

1 Search Results "Deceased NRIC/ID No.:S1234567T"

Inheritance Certificate Number	Date of Issuance
 123456	07/04/2021

With this inheritance certificate, you can:

- Apply for Extract of Inheritance Certificate
- Apply for Revision of Inheritance Certificate
- Revision of Inheritance Certificate**

**Description**  
For an applicant who needs to make amendments to the inheritance certificate as there has been a death of one or more of the beneficiaries in the issued Inheritance Certificate before the final distribution of the estate is made.  
Estimated time required to complete the form: 20 min

**Documents Required**  
Death Certificate of the Deceased  
Inheritance Certificate Number  
Death Certificate of any beneficiaries from the original Inheritance Certificate

10 **Important Notes**

- This service will take you approximately 20 minutes to complete.
- Please note that the Inheritance Certificate is required for any proceedings relating to the administration or distribution of the estate of a deceased person whose estate is to be distributed according to the Muslim Law.
- Eligibility:
  - An inheritance certificate has been issued for a deceased person (Deceased A).
  - There has been a death of one or more of the beneficiaries in the issued Inheritance Certificate (for Deceased A) before the final distribution of the estate (of Deceased A) is made.
- Please ensure you have the following:
  - The Death Certificate of the Deceased (Deceased A)
  - The NRIC or Passport No. of the applicant and beneficiaries
  - The Death Certificate of any beneficiaries from the original Inheritance Certificate
- Your application will be processed within X working days.

11  I have read and agreed to the [Privacy Statement](#) and [Terms of Use](#).

12  I have read and understood the [FAQ on Faraid](#) and [Faraidh - The Islamic Law of Inheritance](#) (English - PDF, 7.37Mb)

1 Apply for Revision of Inheritance Certificate — 2 Preview — 3 Declare & Submit — 4 Complete

**A. Reason for Revision**

- All fields are mandatory unless otherwise stated.
- You can save the form as draft copy for future completion.
- [Inheritance User Guide \\*placeholder](#) (PDF, XXkb)

Complete  Incomplete

**B. Deceased Person**


**C. Applicant**

**D. Beneficiaries**

**Reason for revision**

13 Enter here...

0/2000

14 **NEXT**  
B. Deceased Person 

# Revision of Inheritance Certificate

## (On death of beneficiary before final distribution of estate) (2 of 3)



[Return to Contents](#)

- 15 **Verify** Deceased Person's details
- 16 Click on **Next** to proceed to **Section C (Applicant)**
- 17 Fill in all **Applicant details**
- 18 Click **Choose File** to attach mandatory supporting documents for proof of relationship:

Relationship <i>(View Family Relationship Chart)</i>	Supporting Documents
• Husband/Wife	• Marriage Certificate
• Son/Daughter	• Birth Certificate of Applicant
• Father/Mother	• Birth Certificate of Deceased
• Brother/Sister	• Birth Certificate of Applicant • Birth Certificate of Deceased • Parent's Marriage Cert
• Consanguine Brother/Sister	
• Uterine Brother/Sister	
• Son's Son/Daughter	• Birth Certificate of Applicant • Death Certificate of Applicant's Parent
• Father's Father/Mother	• Birth Certificate of Deceased • Death Certificate of Applicant's Parent
• Mother's Mother	
• Uncle	• Birth Certificate of Applicant • Death Certificate of Deceased's Father
• Consanguine Uncle	
• Nephew	• Birth Certificate of Applicant • Death Certificate of Deceased's Father • Birth Certificate of Deceased
• Consanguine Nephew	
• Male Cousin	
• Consanguine Male Cousin	• Birth Certificate of Applicant • Birth Certificate of Applicant's Father • Death Certificate of Deceased's Father • Birth Certificate of Deceased

### Revision of Inheritance Certificate

Status: Draft

1 Apply for Revision of Inheritance Certificate 2 Preview 3 Declare & Submit 4 Complete

A. Reason for Revision  Complete  Incomplete

B. Deceased Person  Complete  Incomplete

C. Applicant  Complete  Incomplete

D. Beneficiaries  Complete  Incomplete

All fields are mandatory unless otherwise stated.  
You can save the form as draft copy for future completion.  
[Inheritance User Guide "placeholder" \(PDF, XKB\)](#)

Full Name (as in Death Certificate)  
Nama Penuh (seperti di Sijil Kematiannya)  
ABBAS SAMEER KHAN

Full Name to be Printed on Inheritance Certificate  
Nama Penuh untuk dicetak di Sijil Warisan  
ABBAS SAMEER KHAN

ID Type: SG PINK, ID No: S1234567T, Citizenship: Singapore Citizen, Nationality: SINGAPORE CITIZEN, Date of Death: 24/01/1990, Gender: Male, Mazhab: Shafiee

[2.png](#)  
File Description: Death Certificate

15

16 **Next: C. Applicant**

C. Applicant  Complete  Incomplete

D. Beneficiaries  Complete  Incomplete

Full Name (as per ID No.)  
Nama Penuh (seperti di Kad Pengenalan)

Full Name to be Printed on Inheritance Certificate  
Nama Penuh untuk dicetak di Sijil Warisan

Relationship with Deceased: , Date of Birth:

ID Type: , ID No.:

Please upload the supporting documents

- Applicant's birth certificate showing deceased as mother/father
- If Applicant is a foreigner, he/she is to produce passport bearing the same ID number as in this application

Drag and drop your document here

18 **Choose File**

Up to a maximum file size of 10MB. File type must be .pdf, .jpeg, .jpg, .png, .doc, .docx. Filename cannot contain invalid characters # % & \* : < > ? / { }.

Residential Address

Location:  (Local/Overseas)

Postal Code:

Blk/House No.: , Level No.:

Street Name:

Building Name (Optional):

Contact Details

Handphone:

Postal Code: Singapore (+65)

Email Address:

17a

17b

19 **Previous: B. Deceased Person** **Next: D. Beneficiaries**

- 19 Click on **Next** to proceed to **Section D (Beneficiaries)**



# Revision of Inheritance Certificate

(On death of beneficiary before final distribution of estate) (3 of 3)

SYC



[Return to Contents](#)

- 20 To edit or delete an existing Beneficiary, click on the **Options icon** (the 3 dots) and select **Edit**
- 21 **Tick the checkbox** if beneficiary has passed away
- 22 Click on **Save**
- 23 Click on **Add Potential Beneficiary** to add Potential Beneficiary of the beneficiary who has passed away
- 24 Fill in required **Potential Beneficiary details**
- 25 Click on **Save**
- 26 Successfully added **Potential Beneficiary** will be displayed
- 27 Click on **Preview**

Follow steps 21 to 27 of 'New Inheritance Certificate - Applicant'

Next steps:

- 'Statutory Declaration' - (Applicant/Lawyer only)
- 'Payment for Inheritance Certificate'

D. Beneficiaries

Please select the name of the beneficiary who has passed away: [Family Relationship Chart](#)

S/N	Relationship with Deceased	Full Name	ID Type	NRIC/ID No.	
1	Son	<a href="#">JUNAID RAZAQ</a>	SG PINK	S1234567U	⋮
2	Daughter	<a href="#">FARISA FATEHI</a>	SG PINK	T1234567I	⋮
3	Son	<a href="#">ABDUL RAZAQ</a>	SG PINK	S1234567U	⋮
4	Son	<a href="#">YOUSUF AMAR</a>	SG PINK	S1234567U	⋮
5	Daughter	<a href="#">AISHAH AHMAD</a>	SG PINK	G1234567T	⋮
6	Daughter	<a href="#">NORIYA ANWAR</a>	SG PINK	T1234567Y	⋮
7	Son	<a href="#">ABBAS SAMAR KHAN</a>	SG PINK	S1234567Y	⋮
8	Daughter	<a href="#">MASITA QAMAR UZMAN</a>	SG BLUE	S1234567K	⋮

20a

20b

Edit

Delete

Potential Beneficiaries of FARISA FATEHI

There are no potential beneficiaries.

S/N	Relationship with Deceased	Full Name	ID Type	NRIC/ID No.	
1	Daughter	<a href="#">ANJUM ANWAR</a>	SG PINK	S1224243T	⋮

26

23

Add Potential Beneficiary

Previous: C. Applicant

27

Save as Draft

Preview

Edit Potential Beneficiary

Relationship with Deceased  
Hubungan dengan si mati  
Daughter

Full Name (as per ID No.)  
Nama Penuh (seperti di Kad Pengenalan)  
FARISA FATEHI

Full Name to be Printed on Inheritance Certificate  
Nama Penuh untuk dicetak di Sijil Warisan  
FARISA FATEHI

ID Type  
Jenis ID  
SG PINK

ID No.  
No. Kad Pengenalan.  
T1234567I

21

Beneficiary has passed away

22

Cancel

Save

Add Potential Beneficiary

Relationship with Deceased  
Hubungan dengan si mati

Full Name (as per ID No.)  
Nama Penuh (seperti di Kad Pengenalan)  
Enter Text

Full Name to be Printed on Inheritance Certificate  
Nama Penuh untuk dicetak di Sijil Warisan  
Enter Text

ID Type  
Jenis ID

ID No.  
No. Kad Pengenalan.  
Enter Text

24

25

Cancel

Save



[Return to Contents](#)

New Applications/Re-applications must be approved first before the Statutory Declaration is required.

- 1 In the 'What I need to do' section on your Dashboard, select **Case ID** of application pending Statutory Declaration
- 2 Carry out tasks in **Pre-Requisites**
  - **Download** Statutory Declaration and fill in any additional required information  
*For iOS users (i.e. those using Apple devices) – please select **Download** and open the file in Microsoft Word to view the complete list of potential beneficiaries in the Annex*
  - **Print** and **affirm** Statutory Declaration
  - **Scan** a copy of the affirmed Statutory Declaration
- 3 Complete all pre-requisites and **tick the checkbox**
- 4 Click on **Agree and Proceed**

## DASHBOARD

Assalamualaikum!

Welcome Abdul Hassan, [Update My Particulars](#)

This is your personalised portal where you can view your transactions, correspondence, and details with Syariah Court.

What I need to do... - 3 items

Category	Case/ Appointments/ Tasks	Case ID	Status	Date	
Inheritance	Inheritance Certificate	<a href="#">I-2021-000289</a>	Pending Payment	08/04/2021	:
Inheritance	Revised Inheritance Certificate	<a href="#">I-2021-000294</a>	Pending Payment	08/04/2021	:
Inheritance	Inheritance Certificate	<a href="#">I-2021-000295</a>	Pending Statutory Declaration	01/04/2021	:

## Statutory Declaration

### Important Notes

#### Pre-Requisites

- 1  have downloaded a template of the Statutory Declaration (DOCX). [For iOS users (eg. those using iPhone, iPad or MacBook devices), please select "Download" and open the downloaded file in Microsoft Word application for the complete list of potential beneficiaries to be viewable in the Annex.]
- 2  have included the additional information mentioned in SYC Officer's remarks (if applicable).
- 3  have printed and affirmed the Statutory Declaration before a Commissioner for Oaths.
- 4  have a scanned copy of the affirmed Statutory Declaration.


1. This service will take you approximately 5 minutes to complete.
2. This service is not available at the Court Registry.
3. Your declaration will be processed within 3 working days.

[Back to Dashboard](#) **Agree and Proceed**

# Statutory Declaration

(2 of 2)

SYC



[Return to Contents](#)

- 5 Click on **Choose File** or **Drag and drop** your document to upload the affirmed Statutory Declaration
- 6 Select the **Type of Document** in drop-down menu
- 7 Click on **Preview**
- 8 Click on **Submit**
- 9 **Statutory Declaration submission screen** will display:
  - Status of application
  - Your Case Reference No.
  - Submission Date
  - Your registered email address to which an acknowledgement email will be sent
- 10 Click on **Back to Dashboard**
- 11 Your **application status** will be displayed on your Dashboard

1 Statutory Declaration 2 Preview 3 Complete

- All fields are mandatory unless otherwise stated.  
- You can save the form as draft copy for future completion  
- Please ensure that you have completed, printed and affirmed the Statutory Declaration before a Commissioner for Oaths.

**Upload the affirmed Statutory Declaration**  
Please upload the affirmed Statutory Declaration

5a Drag and drop your document here 5b Choose File

Up to a maximum file size of 10MB. File type must be .pdf, .jpeg, .png. Filename cannot contain invalid characters # % & \* : < > ? / { }.

7 Preview

Statutory Declaration Preview & Submit Complete

9a Status: Pending Approval

**Submitted!**

9b Your Case Reference No: I-2021-000295  
Submission Date: 25/03/2021 11:56:06  
An acknowledgement has been sent to: sample123@emailaddress.com

10 Back to Dashboard

Statutory Declaration.pdf

Type of Document

6 Select

Statutory Declaration 2 Preview 3 Complete

Before submission, please verify all the details in the completed form are accurate.

**Upload the affirmed Statutory Declaration:**

2612\_4.png  
File Description  
Statutory Declaration for Inheritance Certificate

8 Back to Edit 8 Submit

Divorce Inheritance Others

Ongoing Application Create New Application

Completed Application

Case/ Appointments/ Tasks	Case ID	Status	Date	Remarks
New Inheritance Certificate	NA	Draft	25/03/2021	

11



[Return to Contents](#)

- 1 Click on **Case ID** of application pending payment in the **'What I need to do'** section on your Dashboard,
- 2 Read through **Important Notes**
- 3 Read though all documents and **tick the checkbox**
- 4 Click on **Agree and Proceed**
- 5 Select **PayNow** or **eNETS/Credit Card** to make payment

If **PayNow** is selected, follow the instructions displayed and click **Verify Payment** to complete

If **eNETS/Credit Card** is selected, click on **Pay with eNETS**

## DASHBOARD

Assalamualaikum!

Welcome Abdul Hassan, [Update My Particulars](#)

This is your personalised portal where you can view your transactions, correspondence, and details with Syariah Court.

What I need to do... - 1 items

Category	Case/ Appointments/ Tasks	Case ID	Status	Date
Inheritance	Inheritance Certificate	I-2021-000075	Pending Payment	21/03/2021

## Application for Inheritance Certificate

### Important Notes

1. This service will take you approximately 20 minutes to complete.
2. Payment of \$34 by PayNow or eNETS / Credit Card must be made within 14 calendar days of the approval email.
3. If payment is not made within 14 calendar days, your application will be deemed expired. You may be required to re-submit your application.

I have read and agree to the [Privacy Statement](#) and [Terms of Use](#)

[Back to Dashboard](#) [Agree and Proceed](#)

## Payment for Inheritance Certificate

Case ID: I-20201212-0001 Status: Pending Applicant's Action

1 Make Payment 2 Complete

Please note that payment will be made to Ministry of Culture, Community & Youth (UEN:XXXXXXXXXX).

Payment Reference Number  
Bahasa Melayu  
2020-123456123456

Type of Fee  
Bahasa Melayu  
Payment for Inheritance Certificate

Payment Amount (SGD)  
Bahasa Melayu  
\$34.00

5a Payment Mode  
Bahasa Melayu  
 PayNow  eNETS / Credit Card

1. Please check that the recipient is Ministry of Culture, Community & Youth (UEN:XXXXXXXXXX).  
2. Ensure that your internet banking account is linked to Paynow.  
3. PayNow participating banks: DBS/POSB, UOB, OCBC, Citibank, HSBC, Maybank, Standard Chartered, BOC and ICBC.

5b [Cancel](#) [Verify Payment](#)

Payment Mode  
Bahasa Melayu  
 PayNow  eNETS / Credit Card

5c [Cancel](#) [Pay with eNETS](#)



[Return to Contents](#)

6 **Payment submission screen** will display:

- Your Payment Advice Number
- Bank Transaction Reference Number
- Payment Status
- Payment Date
- Your registered email address to which a copy of your submission will be sent

7 Click on **Back to Dashboard**

8 Click on **Completed Application** to view and download a copy of the Inheritance Certificate

*It will take 2-3 minutes for certificate to be generated*

**SYARIAH COURT SINGAPORE** Dashboard My Payment

INHERITANCE E-SERVICES / PAYMENT FOR INHERITANCE CERTIFICATE

## Payment for Inheritance Certificate

Case ID: I-2021-000289 6a Status: Completed

Make Payment 2 Complete

**Success!** 6b

Your Payment Advice Number: PM-2021-000197  
Bank Transaction Reference number: 41234  
Payment Status: Completed  
Payment Date: 25/03/2021 00:00  
An acknowledgement with a copy of submission has been sent to: sample123@emailaddress.com  
You can view and download your Inheritance Certificate, or access it through your Dashboard under Completed Application.

7 Back to Dashboard

DASHBOARD / DASHBOARD

## DASHBOARD

Divorce Inheritance Others

Ongoing Application 8 Completed Application Create New Application

Case/ Appointments/ Tasks	Case ID	Status	Date	Remarks
---------------------------	---------	--------	------	---------

# Download Inheritance Certificate



[Return to Contents](#)

- 1 Select the **Inheritance** tab on your Dashboard
- 2 Click on **Completed Application** tab
- 3 Look for **Issued Certificate** and click on the **Case ID** number to download PDF copy of Inheritance Certificate
- 4 **Date** displayed indicates the last date the Inheritance Certificate will be available for download

*Upon issue, certificates will be available for download for 14 days only. If applicants exceed the 14-day download period before downloading, they will have to apply for an Extract of Inheritance Certificate to obtain a copy.*

The screenshot shows a dashboard with three main tabs: Divorce, Inheritance (highlighted with a yellow box and '1'), and Others. Under the Inheritance tab, there are two sub-tabs: Ongoing Application and Completed Application (highlighted with a yellow box and '2'). A 'Create New Application' button is visible. Below the sub-tabs is a table with the following data:

Case/ Appointments/ Tasks	Case ID	Status	Date	Remarks
New inheritance Certificate	<a href="#">I-2021-000295</a>	Approved	12/04/2021	⋮
Statutory Declaration	<a href="#">I-2021-000295</a>	Approved	12/04/2021	⋮
Payment for Inheritance Certificate	<a href="#">I-2021-000295</a>	Completed	12/04/2021	⋮
Issued Certificate	<a href="#">I-2021-000295</a>	Available to download(14 Days)	26/04/2021	⋮

Annotations: '3' highlights the 'Issued Certificate' row, and '4' highlights the '26/04/2021' date in the 'Date' column.

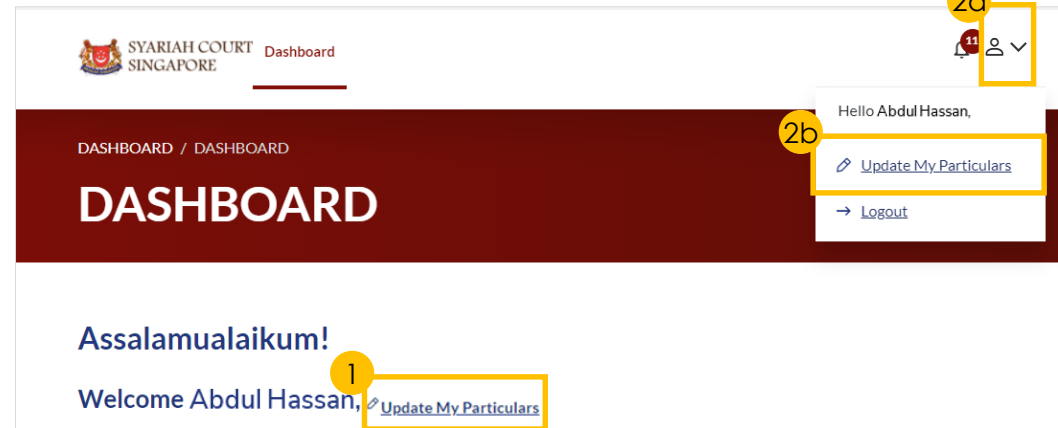
# Update Particulars



[Return to Contents](#)

Updating of account particulars is only applicable for SingPass and SYCPass users.

- 1 On your Dashboard, click on **Update My Particulars**
- Or
- 2 Click on **Account Icon** and select **Update My Particulars**
- 3 Update all **mandatory fields** as required
- 4 Click **Save**



### Update My Particulars

3a

Full Name (as per ID No.) Nama Penuh (seperti di Kad Pengenalan)	Alias (Optional) Alias (Jika ada)
ID Type Jenis ID	ID No. No. Kad Pengenalan.
Citizenship Kerakyatan	Nationality Kewarganegaraan
Date of Birth Tarikh Lahir	Gender Jantina
Race Bangsa	Highest Education Qualification Kelayakan Pendidikan Tertinggi

### Residential Address

3b

Location  
Lokasi  
 Local  Overseas

Postal Code  
Poskod

Blk/House No.  
No. Blok/No. Rumah

Level No.  
No. Aras

Unit No.  
No. Unit

Street Name  
Nama Jalan

Building Name (Optional)  
Nama Bangunan (Jika ada)

Mailing Address

Same as Residential Address

Location  
Lokasi  
 Local  Overseas

Postal Code  
Poskod

### Contact Details

3c

Building Name (Optional)  
Nama Bangunan (Jika ada)

Handphone  
Telefon bimbit

Home (Optional)  
Rumah (Jika ada)

Email Address  
Alamat emel

Cancel Save

4

# Check Notifications



[Return to Contents](#)

- 1 Click on **Bell** icon on your Dashboard header to view pending notifications
- 2 You will be directed to **Notification page** that automatically displays **All Notifications**
- 3 Click on **Unread** tab to view unread notifications only
- 4 Click on **Read** tab to view read notifications only

The screenshots illustrate the following steps:

- Screenshot 1:** The SYARIAH COURT SINGAPORE Dashboard header. A bell icon with a notification count of 12 is highlighted with a yellow box and labeled '1'.
- Screenshot 2:** The Notification page with three tabs: 'All (15)', 'Unread (12)', and 'Read (3)'. The 'All (15)' tab is highlighted with a yellow box and labeled '2'.
- Screenshot 3:** The Notification page with the 'Unread (12)' tab highlighted with a yellow box and labeled '3'. The list of unread notifications includes:
  - Pending Approval: Application for Inheritance Certificate (I-2021-000288)
  - Pending Payment: Application for Inheritance Certificate (I-2021-000288)
  - Pending Affirmed Statutory Declaration: Application for Inheritance Certificate (I-2021-000289)
  - Pending Approval: Application for Inheritance Certificate (I-2021-000289)
- Screenshot 4:** The Notification page with the 'Read (3)' tab highlighted with a yellow box and labeled '4'. The list of read notifications includes:
  - Pending Approval: Application for Inheritance Certificate (I-2021-000288)
  - Pending Approval: Application for Inheritance Certificate (I-2021-000289)
  - Pending Affirmed Statutory Declaration: Application for Inheritance Certificate (I-2021-000288)



# View Pending Tasks/What I Need To Do



[Return to Contents](#)

- 1 View **number** next to **What I need to do** header to view the number of outstanding items that require your action
- 2 Refer to **Status column** to view the status of your applications and tasks that require your action
- 3 Click on the **Options icon** (the 3 dots) to edit or view applications
- 4 Refer to **Remarks** column to view comments from SYC

**SYARIAH COURT SINGAPORE** Dashboard

Dashboard / DASHBOARD

## DASHBOARD

Hello Abdul Hassan,  
[Update My Particulars](#)  
[Logout](#)

### Assalamualaikum!

Welcome Abdul Hassan, [Update My Particulars](#)

This is your personalised portal where you can view your transactions, correspondence, and details with Syariah Court.

**What I need to do... 2 items**

Category	Case/ Appointments/ Tasks	Case ID	Status	Date	
Inheritance	Inheritance Certificate	<a href="#">I-2021-000289</a>	Pending Payment	08/04/2021	:
Inheritance	Revised Inheritance Certificate	<a href="#">I-2021-000294</a>	Pending Payment	08/04/2021	:

Notes: Drafts that are stored for more than 6 months will be automatically de-activated. All edits previously made to the drafts will not be retained. Therefore please submit the case forms as soon as possible.


Divorce      Inheritance      Others

Ongoing Application      [Create New Application](#)

Completed Application

Case/ Appointments/ Tasks	Case ID	Status	Date	Remarks
New Inheritance Certificate	<a href="#">I-2021-000022</a>	Pending Approval	03/02/2021	Submit further documents

# View Draft Applications



[Return to Contents](#)

- 1 To save incomplete applications: Click on **Save as Draft**

*Drafts that are stored for more than 6 months will be automatically de-activated.*

- 2 To edit draft applications: On your Dashboard, click on the **Options icon** (the 3 dots) of the draft record and select **Edit**

## Application for Inheritance Certificate

Status: Draft

1 Apply for Inheritance Certificate
2 Preview
3 Declare & Submit
4 Complete

**A. Reason for New Application** ✔

All fields are mandatory unless otherwise stated.  
 - You can save the form as draft copy for future completion.  
 - Inheritance User Guide (placeholder (PDF, XXXkb))

✔ Complete    ⚠ Incomplete

---

**B. Deceased Person**

---

**C. Applicant**

Full Name (as in Death Certificate)  
Bahasa Malaysia: Mike Alvarado

ID Type: Bahasa Malaysia / NRIC (CITIZEN)    NRIC/ID No.: 512345677

Citizenship: Bahasa Malaysia    Nationality: Bahasa Malaysia

Date of Death:     Gender: Bahasa Malaysia

Mazhab / School of Muslim Law:

Please upload the Deceased's Death Certificate

Drag and drop your document here Choose File

Up to a maximum file size of 10MB. File type must be pdf, jpeg, png, doc. Filename cannot contain invalid characters # % & \* : < > ? / [ ]

✕ Death Certificate.pdf  
Type of Document:

← PREVIOUS  
A. Reason for New Application
NEXT  
C. Applicant →

1 Save as Draft    Preview

2a

Ongoing Application

Create New Application

Case/ Appointments/ Tasks	Case ID	Status	Date	Remarks
New Inheritance Certificate	NA	Draft	25/03/2021	⋮
New Inheritance Certificate	I-2021-000295	Approved	25/03/2021	⋮ Edit
Statutory Declaration	I-2021-000295	Pending Approval	25/03/2021	⋮ Delete
Revision of Inheritance Certificate	I-2021-000294	Approved	25/03/2021	⋮
Statutory Declaration	I-2021-000294	Approved	25/03/2021	⋮
Payment for Inheritance Certificate	I-2021-000294	Pending Payment	25/03/2021	⋮
Extraction of Inheritance Certificate	NA	Draft	25/03/2021	⋮
New Inheritance Certificate	I-2021-000289	Approved	25/03/2021	⋮
Statutory Declaration	I-2021-000289	Approved	25/03/2021	⋮
Payment for Inheritance Certificate	I-2021-000289	Pending Payment	25/03/2021	⋮
New Inheritance Certificate	NA	Draft	23/03/2021	⋮
New Inheritance Certificate	NA	Draft	23/03/2021	⋮
New Inheritance Certificate	NA	Draft	15/03/2021	⋮
New Inheritance Certificate	NA	Draft	15/03/2021	⋮